

Tournevis isolé 1000V VDE pour vis à empreinte PHILLIPS

613VDE



Profils

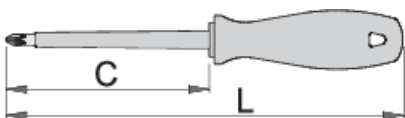


Normes

DIN EN IEC 60900 (VDE 0682-201):2019-04; EN IEC 60900:2018

Description produit

- Lame : acier Chrome Vanadium Premium Hard
- Extrémité brunie
- Poignée ergonomique TBI
- Poignée : polypropylène
- Trou pour suspension sur crochet
- Fabriqué dans le respect des normes ISO 8764-1,2 et EN IEC 60900



616478



PH0



60



145



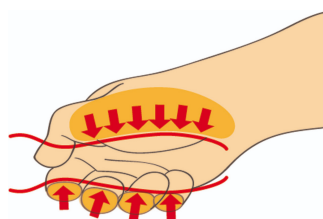
34



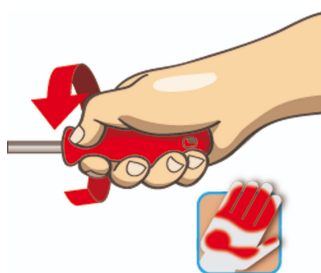
| | | | | |
|--------|-----|-----|-----|-----|
| 616479 | PH1 | 80 | 165 | 40 |
| 616480 | PH2 | 100 | 200 | 94 |
| 616481 | PH3 | 150 | 260 | 104 |

* Les images des produits ne sont pas contractuelles. Toutes les dimensions sont en mm, les poids en grammes.

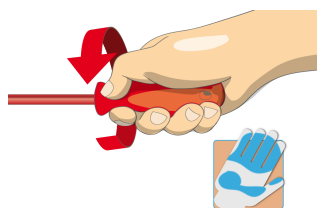
Utilisation (pictures)



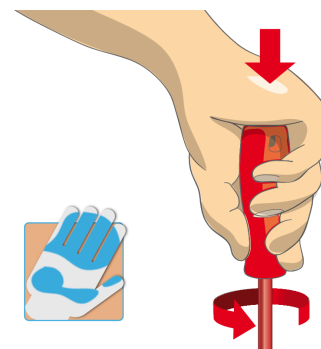
Conception de poignée ergonomique pour la protection des mains



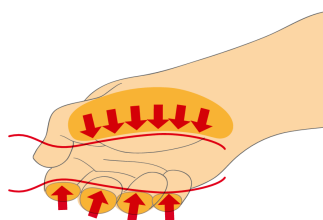
Surface de contact maximale pour une meilleure puissance de couple.



Conception ergonomique de la poignée = confort et protection de la main



Surface maximale au contact de la main = puissance de couple accrue



Safety tips



- Use a screw holding screwdriver to get screws started in awkward, hard-to-reach areas.
- Use a stubby screwdriver in close quarters where a conventional screwdriver cannot be used.
- A rounded tip should be redressed with a file; make sure edges are straight.
- Screwdrivers used in the shop are best stored in a rack. This way, the proper selection of the right screwdriver can be quickly made.
- Keep the screwdriver handle clean; a greasy handle is apt to cause accidents.



- Don't use pliers on the handle of a screwdriver to get extra turning power. A wrench should only be used on the square shank or bolster of a screwdriver that is especially designed for that purpose.
- Don't expose a screwdriver blade to excessive heat as it may reduce the hardness of the blade.
- Don't use a screwdriver with a split or broken handle.
- Don't use a regular screwdriver to check a storage battery or to determine if an electrical circuit is live.

- A screwdriver should never be used as pry bar. If it is overstressed in this manner, the blade might break and send a particle of steel into the operator's arm or even towards his eyes.
- VDE tools that have several parts, have to be assembled correctly before use.
- When working with VDE tools avoid contact with water.
- Don't use tools that shows sign of wear and have the second layer of plastic visible.

Frequently asked questions

L'outillage isolé (VDE) est-il considéré comme de l'équipement de protection individuelle (EPI) ?

Selon la réglementation européenne, l'outillage VDE n'est pas considéré comme de l'EPI.

Les outils VDE ne sont-ils échantillonnés qu'en production de série ?

Le test haute tension (à 10kV) est entièrement réalisé sur chaque outil. D'autres tests sont effectués conformément à la norme EN60900.